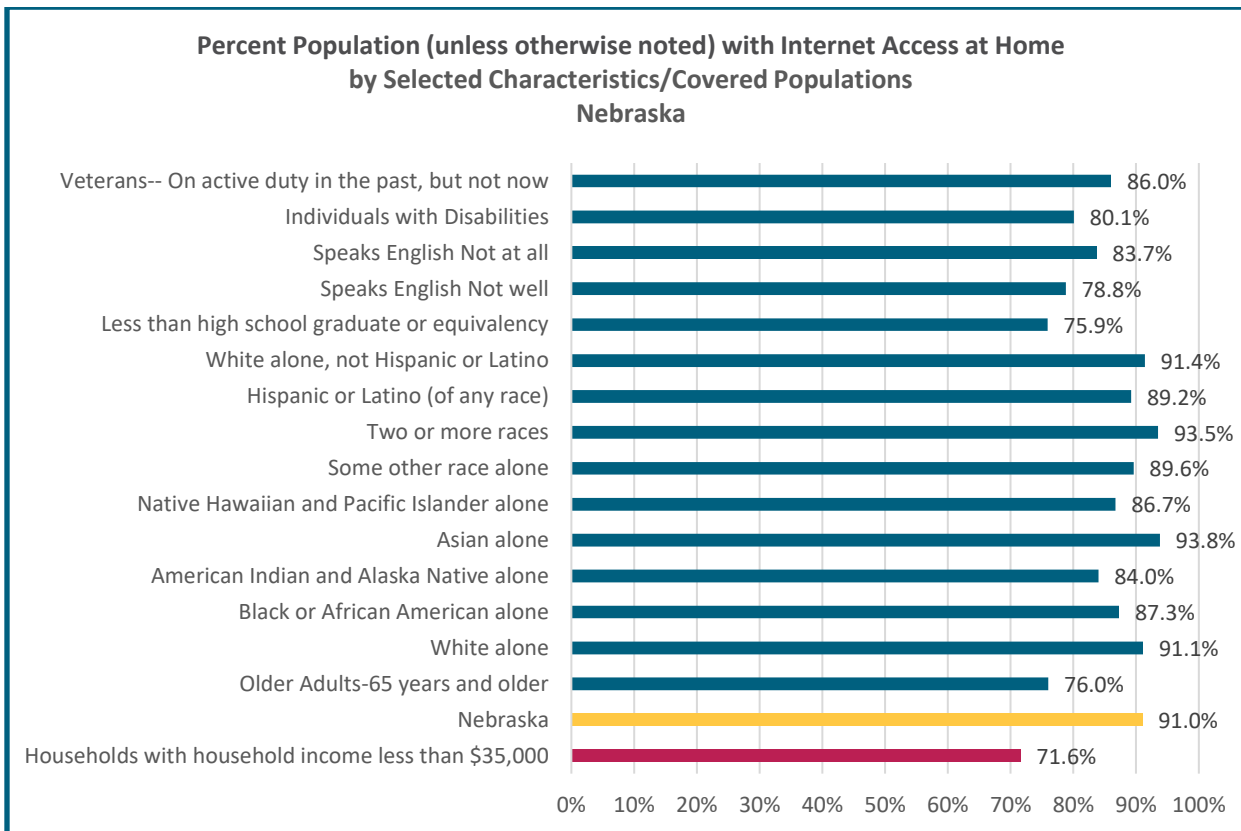


Older Adults Benchmarks

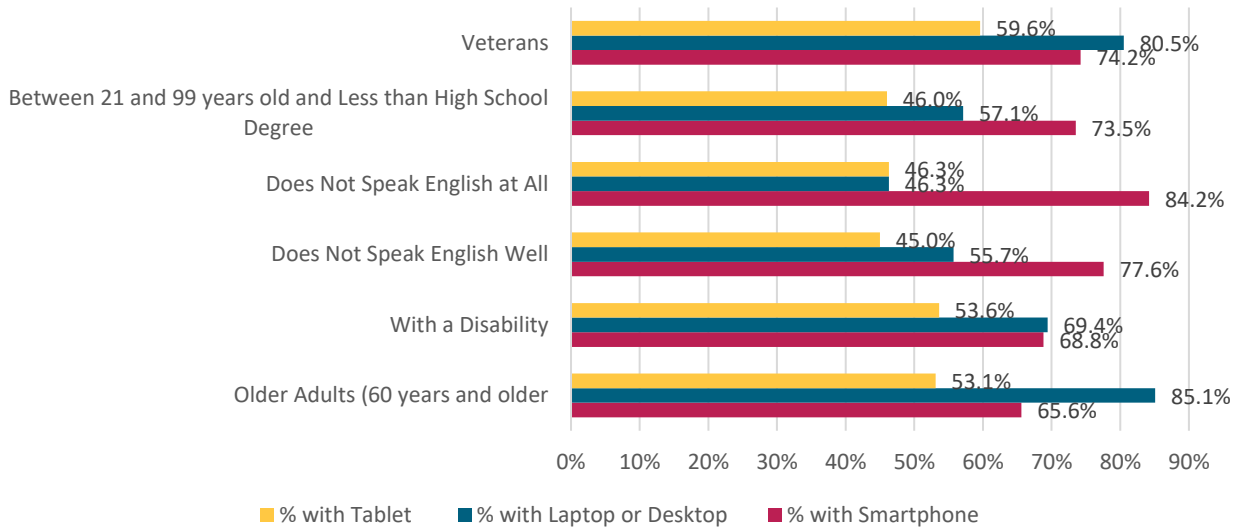


	% Population with Internet at Home ACS 5-year 2021 (Table S 2802) unless otherwise noted
Households with household income less than \$35,000	71.6%
Nebraska	91.0%
Older Adults-65 years and older	76.0%
White alone	91.1%
Black or African American alone	87.3%
American Indian and Alaska Native alone	84.0%
Asian alone	93.8%
Native Hawaiian and Pacific Islander alone	86.7%
Some other race alone	89.6%
Two or more races	93.5%
Hispanic or Latino (of any race)	89.2%
White alone, not Hispanic or Latino	91.4%
Less than high school graduate or equivalency	75.9%
Speaks English Not well	78.8%
Speaks English Not at all	83.7%
Individuals with Disabilities	80.1%
Veterans-- On active duty in the past, but not now	86.0%

Percent Covered Population with Digital Devices

Nebraska

2020 ACS 5-Year Estimates Public Use Microdata



Percent Covered Population with Digital Devices

Nebraska

2020 ACS 5-Year Estimates Public Use Microdata

	Older Adults (60 years and older)	With a Disability	Veterans
% with Smartphone	65.6%	68.8%	74.2%
% with Laptop or Desktop	85.1%	69.4%	80.5%
% with Tablet	53.1%	53.6%	59.6%

Older Adults and Digital Device Presence in Household 2020 ACS 5-year

Older Adults	Nebraska	North Central & Northwest Nebraska PUMA, Nebraska	Northeast Nebraska PUMA, Nebraska	Central Nebraska PUMA, Nebraska	Southwest Nebraska PUMA, Nebraska	South Central Nebraska PUMA, Nebraska	Southeast Nebraska PUMA, Nebraska	Dodge, Cass, Saunders & Washington Counties PUMA; Nebraska
-> Total	1,884,972	106132	177783	107997	104779	112903	130642	105913
-> Total -> Total 60 and over	410900	29145	43173	25839	27669	28416	36198	25892
% With Smartphone	65.6%	58.5%	57.0%	62.6%	63.2%	64.9%	57.1%	63.3%
% with Laptop or desktop	85.1%	75.8%	78.9%	78.9%	75.1%	85.7%	84.2%	86.2%
% with Tablet in Household	53.1%	42.0%	47.6%	49.0%	48.4%	53.9%	46.1%	51.9%

Older Adults and Digital Device Presence in Household 2020 ACS 5-year

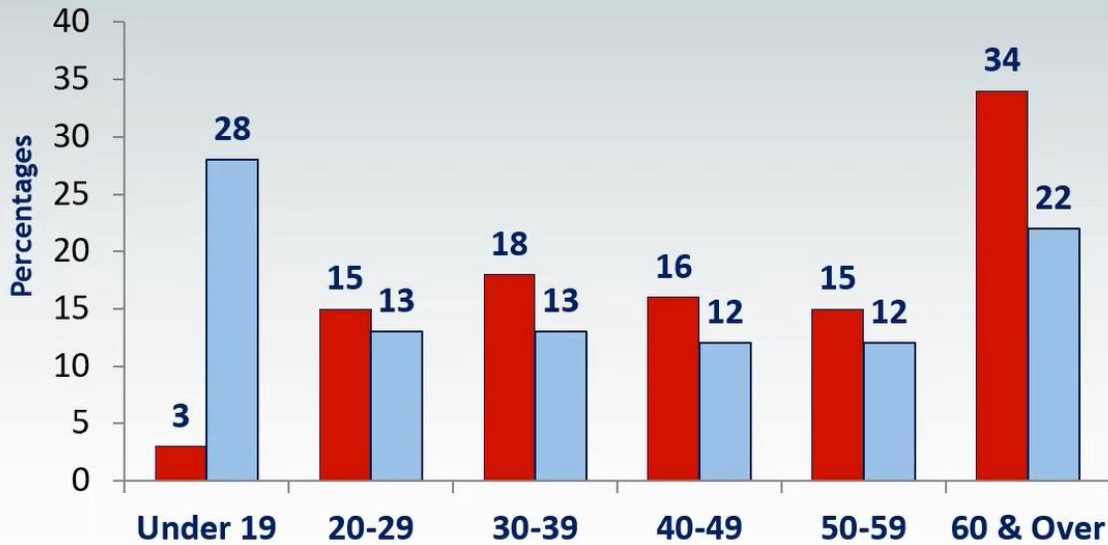
Older Adults	Nebraska	Lancaster County-- Lincoln City (North) PUMA, Nebraska	Lancaster County-- Lincoln City (South) PUMA, Nebraska	Sarpy County-- Bellevue City PUMA, Nebraska	Douglas County-- Omaha City (Northwest) PUMA, Nebraska	Douglas County-- Omaha City (Southwest) PUMA, Nebraska	Douglas County-- Omaha City (Northeast) PUMA, Nebraska	Douglas County-- Omaha City (Southeast) PUMA, Nebraska
-> Total	1,884,972	162870	143677	183936	185387	151887	106305	104761
-> Total -> Total 60 and over	410900	27785	33605	30602	35245	31504	18572	17255
% With Smartphone	65.6%	70.7%	74.2%	75.7%	71.9%	76.7%	56.9%	62.5%
% with Laptop or desktop	85.1%	84.6%	93.8%	93.4%	93.2%	94.3%	76.1%	73.8%
% with Tablet in Household	53.1%	57.2%	63.1%	61.1%	63.2%	63.1%	43.6%	46.7%

From June22 presentation by Ryan Sothan, Nebraska Attorney General's Office:

Fraud Complaints

Complaints by Victim Age (2022) Compared to Population

Deliberate Targeting and Underreporting Continue for 60 & Over



*Percentages are based on the number of consumer fraud complaints where victims reported their age: 1,123,951 in CY-2022 (22%).
Consumer Sentinel Network Data Book for January – December 2022.
Federal Trade Commission. Released February 2023.