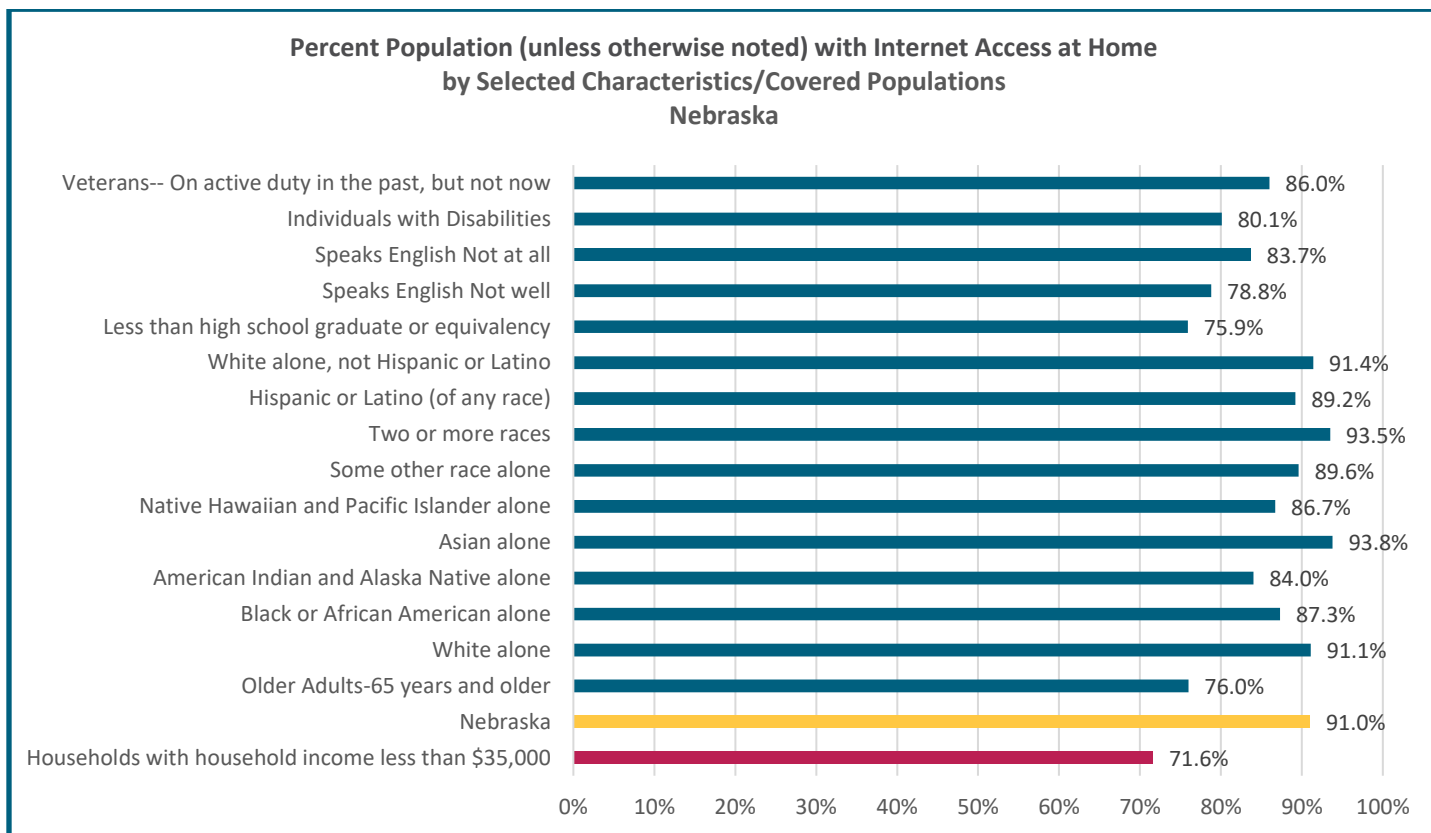


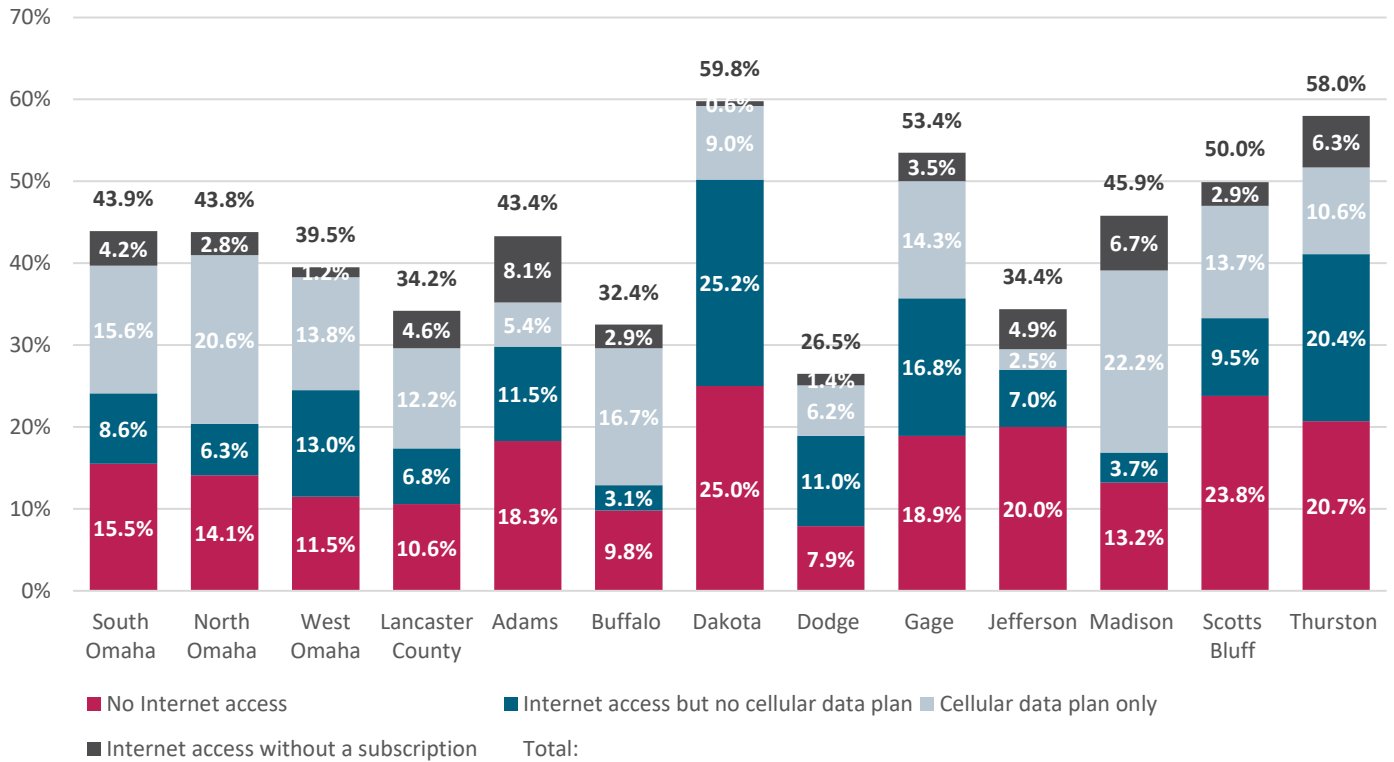
# Benchmarks for Households with Low Incomes



	% Population with Internet at Home ACS 5-year 2021 (Table S 2802) unless otherwise noted
Households with household income less than \$35,000	71.6%
Nebraska	91.0%
<b>Older Adults-65 years and older</b>	76.0%
White alone	91.1%
Black or African American alone	87.3%
American Indian and Alaska Native alone	84.0%
Asian alone	93.8%
Native Hawaiian and Pacific Islander alone	86.7%
Some other race alone	89.6%
Two or more races	93.5%
Hispanic or Latino (of any race)	89.2%
White alone, not Hispanic or Latino	91.4%
Less than high school graduate or equivalency	75.9%
Speaks English Not well	78.8%
Speaks English Not at all	83.7%
Individuals with Disabilities	80.1%
Veterans-- On active duty in the past, but not now	86.0%

### Percent of Households without Internet Access or with Only Home or Mobile Access

Nebraska Qualified Census Tracts  
Table B28001 2021 ACS 5-Year Estimates



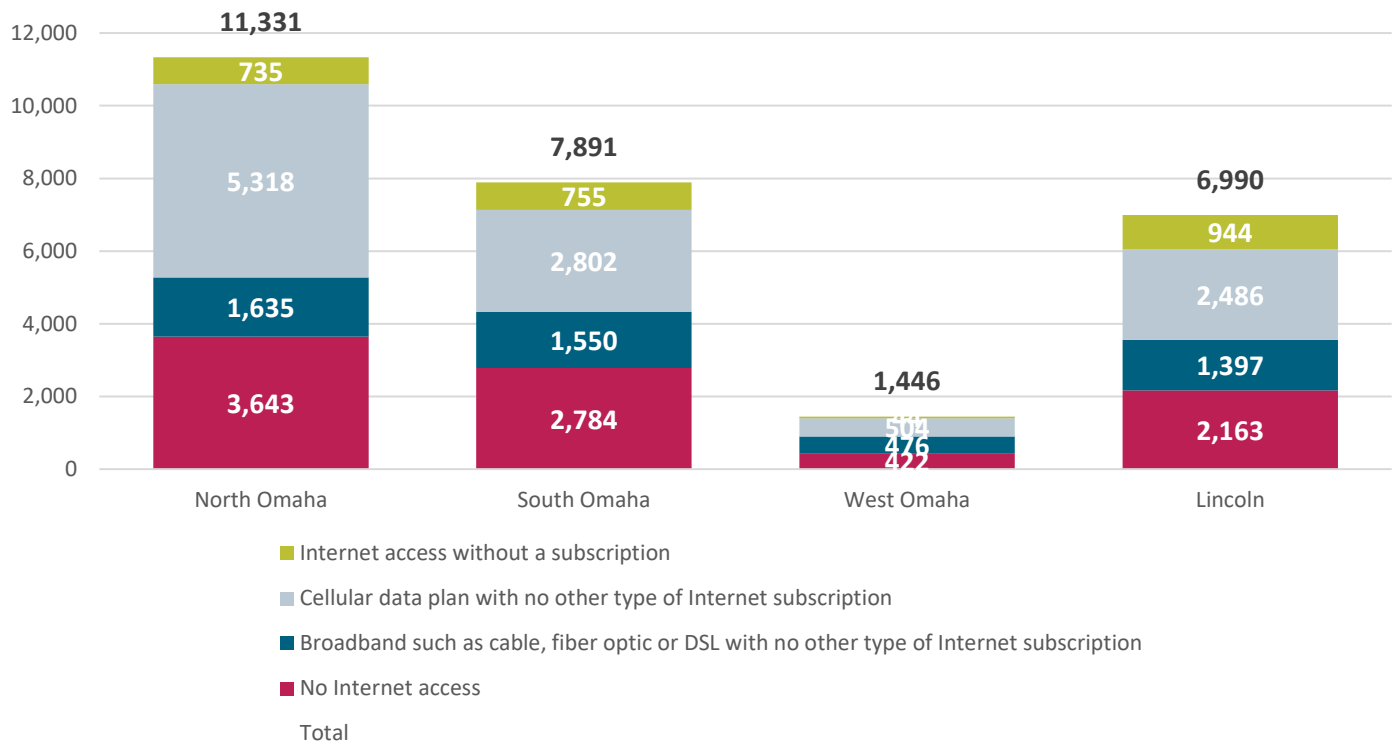
### Percent of Households without Internet Access or with Only Home or Mobile Access

Nebraska Qualified Census Tracts  
Table B28001 2021 ACS 5-Year Estimates

	South Omaha	North Omaha	West Omaha	Lancaster County
Cellular data plan only	15.6%	20.6%	13.8%	12.2%
Internet access but no cellular data plan	8.6%	6.3%	13.0%	6.8%
Internet access without a subscription	4.2%	2.8%	1.2%	4.6%
No Internet access	15.5%	14.1%	11.5%	10.6%
Total:	43.9%	43.8%	39.5%	34.2%

	Adams	Buffalo	Dakota	Dodge	Gage	Jefferson	Madison	Scotts Bluff	Thurston
Cellular data plan only	5.4%	16.7%	9.0%	6.2%	14.3%	2.5%	22.2%	13.7%	10.6%
Internet access but no cellular data plan	11.5%	3.1%	25.2%	11.0%	16.8%	7.0%	3.7%	9.5%	20.4%
Internet access without a subscription	8.1%	2.9%	0.6%	1.4%	3.5%	4.9%	6.7%	2.9%	6.3%
No Internet access	18.3%	9.8%	25.0%	7.9%	18.9%	20.0%	13.2%	23.8%	20.7%
Total:	43.4%	32.4%	59.8%	26.5%	53.4%	34.4%	45.9%	50.0%	58.0%

**Households with No Internet or One Type of Connectivity**  
 Qualified Census Tracts in Omaha and Lincoln  
 2021 American Community Survey 5-Year

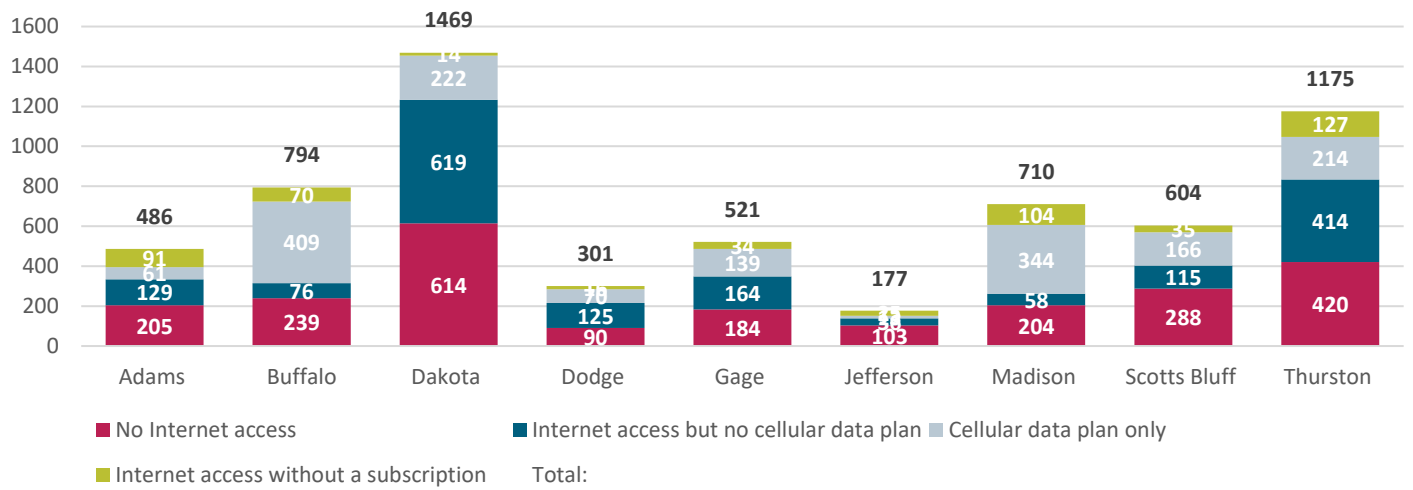


**Households with No Internet or One Type of Connectivity**  
 Qualified Census Tracts in Omaha and Lincoln  
 2021 American Community Survey 5-Year

Label	North Omaha	South Omaha	West Omaha	Lincoln
Cellular data plan with no other type of Internet subscription	5,318	2,802	504	2,486
Broadband such as cable, fiber optic or DSL with no other type of Internet subscription	1,635	1,550	476	1,397
Internet access without a subscription	735	755	44	944
No Internet access	3,643	2,784	422	2,163
<b>Total</b>	<b>11,331</b>	<b>7,891</b>	<b>1,446</b>	<b>6,990</b>

## Households with No Internet or One Type of Connectivity

Qualified Census Tracts  
2021 American Community Survey 5-Year

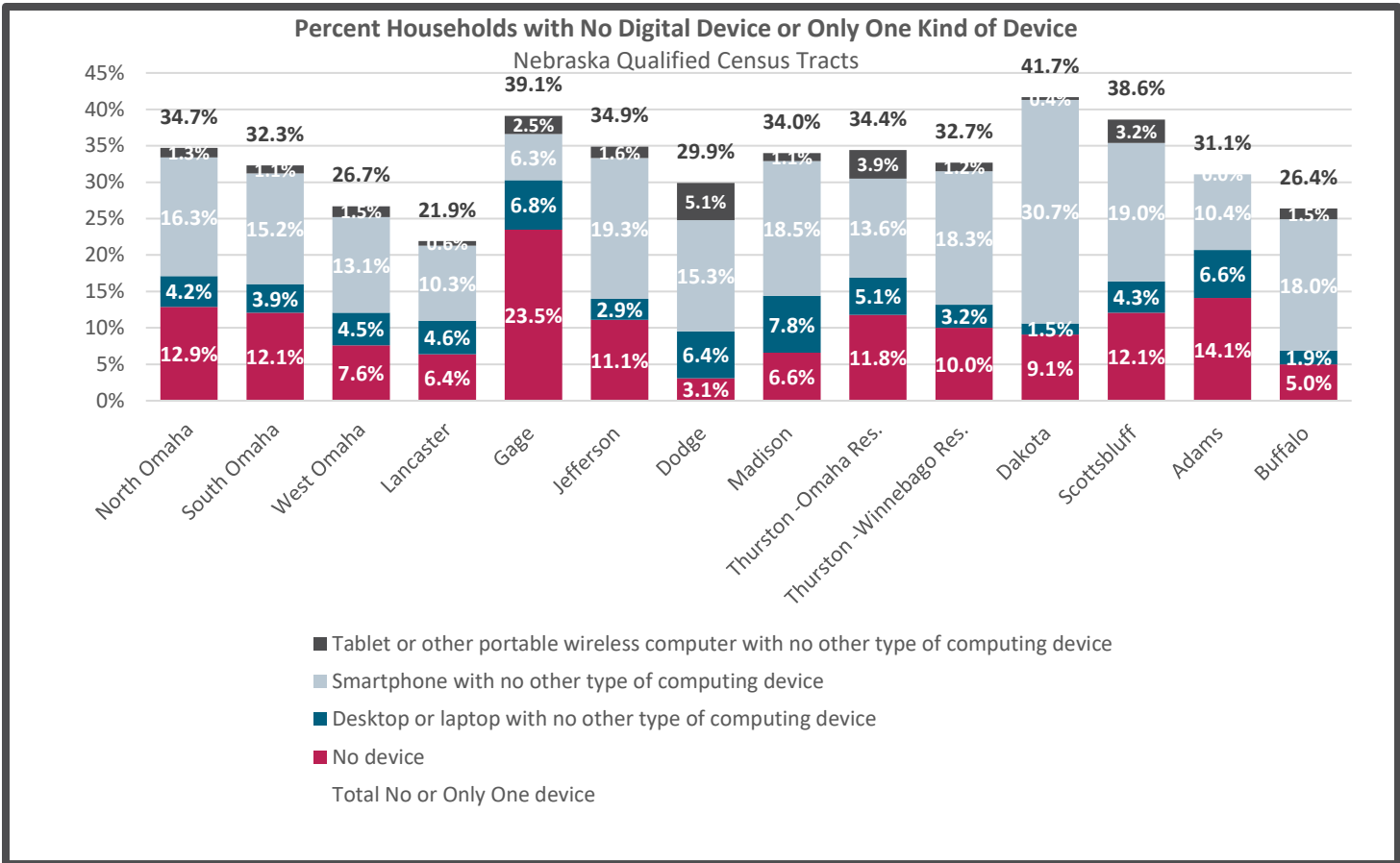


## Households with No Internet or One Type of Connectivity

Qualified Census Tracts in Omaha and Lincoln

2021 American Community Survey 5-Year

	Adams	Buffalo	Dakota	Dodge	Gage	Jefferson	Madison	Scotts Bluff	Thurston
Cellular data plan only	61	409	222	70	139	13	344	166	214
Internet access but no cellular data plan	129	76	619	125	164	36	58	115	414
Internet access without a subscription	91	70	14	16	34	25	104	35	127
No Internet access	205	239	614	90	184	103	204	288	420
Total:	486	794	1469	301	521	177	710	604	1175



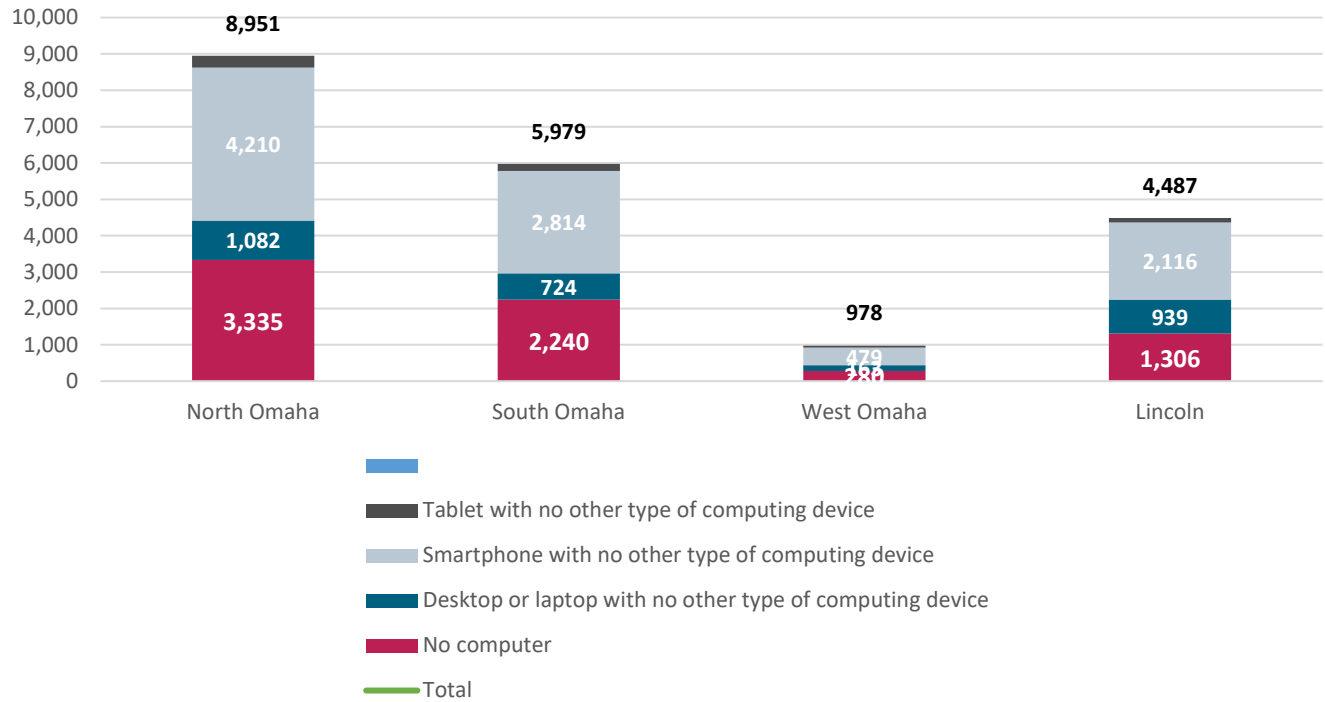
Percent Households with No Digital Device or Only One Kind of Device  
 Nebraska Qualified Census Tracts  
 2021 ACS 5-Year Estimates

	North Omaha	South Omaha	West Omaha	Lancaster
Desktop or laptop with no other type of computing device	4.2%	3.9%	4.5%	4.6%
Smartphone with no other type of computing device	16.3%	15.2%	13.1%	10.3%
Tablet or other portable wireless computer with no other type of computing device	1.3%	1.1%	1.5%	0.6%
No device	12.9%	12.1%	7.6%	6.4%
Total No or Only One device	34.7%	32.3%	26.7%	21.9%

Percent Households with No Digital Device or Only One Kind of Device  
Nebraska Qualified Census Tracts  
2021 ACS 5-Year Estimates

	<b>Gage</b>	<b>Jefferson</b>	<b>Dodge</b>	<b>Madison</b>	<b>Thurston - Omaha Res.</b>	<b>Thurston - Winnebago Res.</b>	<b>Dakota</b>	<b>Scottsbluff</b>	<b>Adams</b>	<b>Buffalo</b>
Desktop or laptop with no other type of computing device	6.8%	2.9%	6.4%	7.8%	5.1%	3.2%	1.5%	4.3%	6.6%	1.9%
Smartphone with no other type of computing device	6.3%	19.3%	15.3%	18.5%	13.6%	18.3%	30.7%	19.0%	10.4%	18.0%
Tablet or other portable wireless computer with no other type of computing device	2.5%	1.6%	5.1%	1.1%	3.9%	1.2%	0.4%	3.2%	0.0%	1.5%
No device	23.5%	11.1%	3.1%	6.6%	11.8%	10.0%	9.1%	12.1%	14.1%	5.0%
Total No or Only One device	39.1%	34.9%	29.9%	34.0%	34.4%	32.7%	41.7%	38.6%	31.1%	26.4%

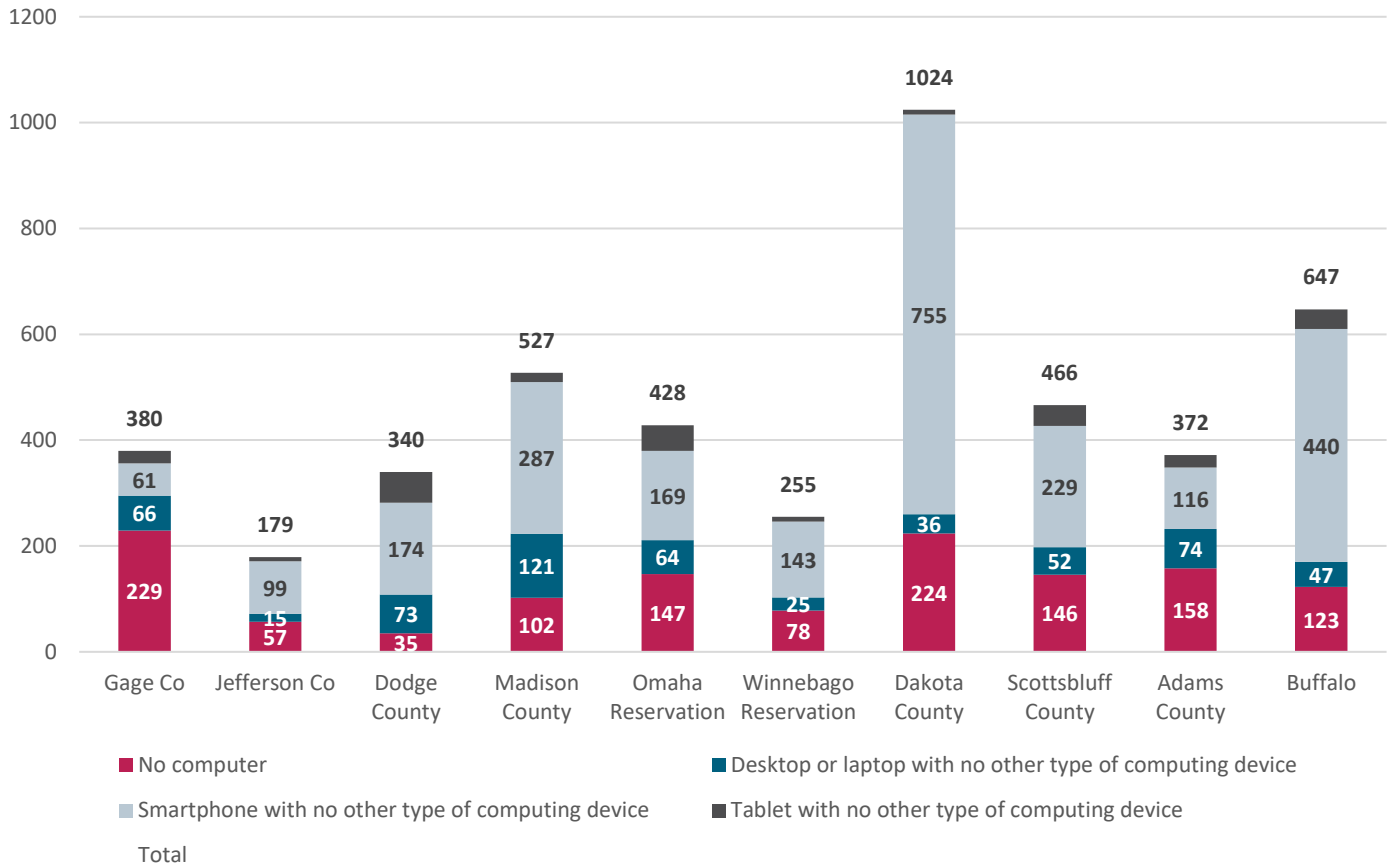
**Number of Households with No Digital Device or Only One Kind of Device**  
 Nebraska Qualified Census Tracts  
 2021 ACS 5-Year Estimates



**Number of Households with No Digital Device or Only One Kind of Device**  
 Nebraska Qualified Census Tracts  
 2021 ACS 5-Year Estimates

	North Omaha	South Omaha	West Omaha	Lincoln
Desktop or laptop with no other type of computing device	1,082	724	163	939
Smartphone with no other type of computing device	4,210	2,814	479	2,116
Tablet with no other type of computing device	324	201	56	126
No computer	3,335	2,240	280	1,306
<b>Total</b>	<b>8,951</b>	<b>5,979</b>	<b>978</b>	<b>4,487</b>

**Number of Households with No Digital Device or Only One Kind of Device  
Nebraska Qualified Census Tracts  
2021 ACS 5-Year Estimates**



**Number of Households with No Digital Device or Only One Kind of Device  
Nebraska Qualified Census Tracts  
2021 ACS 5-Year Estimates**

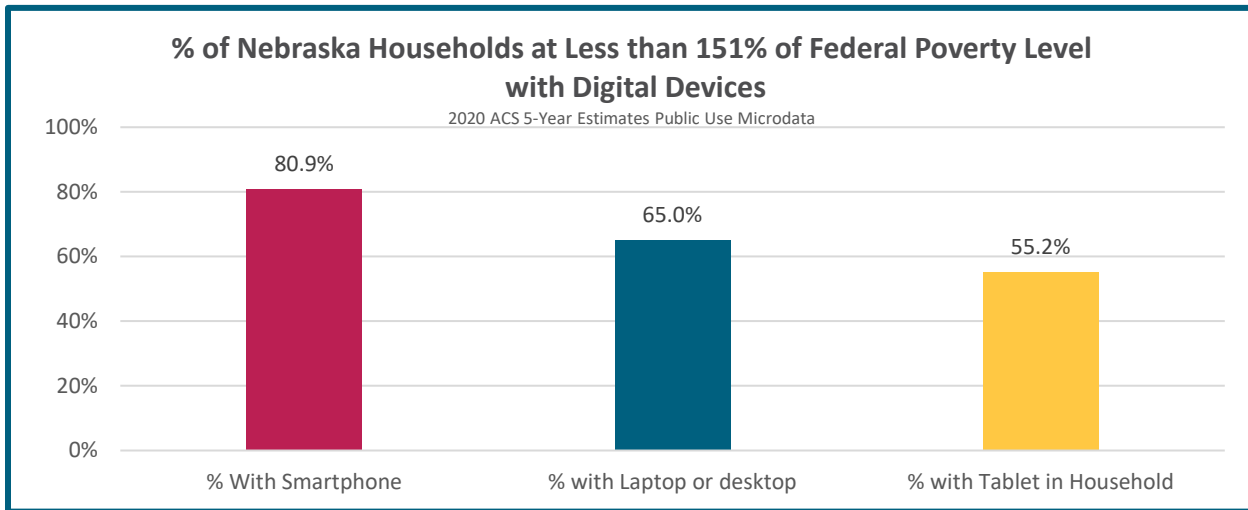
	Gage Co	Jefferson Co	Dodge County	Madison County	Omaha Reservation	Winnebago Reservation	Dakota County	Scottsbluff County	Adams County	Buffalo
Desktop only	66	15	73	121	64	25	36	52	74	47
Smartphone only	61	99	174	287	169	143	755	229	116	440
Tablet only	24	8	58	17	48	9	9	39	24	37
No computer	229	57	35	102	147	78	224	146	158	123
<b>Total</b>	<b>380</b>	<b>179</b>	<b>340</b>	<b>527</b>	<b>428</b>	<b>255</b>	<b>1024</b>	<b>466</b>	<b>372</b>	<b>647</b>



## Types of Types of Computers in Nebraska Households

Below 151% of poverty level  
2020 ACS 5-Year Estimates Public Use Microdata

Total households below 151% of poverty level	354,487 households
<b>Device</b>	<b>% Households</b>
With Smartphone	80.9%
With Laptop or desktop	65%
With Tablet	55.2%



## % of Households at 150% or below Poverty Level with Laptop or Desktop

Source: ACS 5-Year Estimates Public Use Microdata Sample 2020

Laptop or desktop (LAPTOP)	Nebraska	North Central & Northwest Nebraska PUMA, Nebraska	Northeast Nebraska PUMA, Nebraska	Central Nebraska PUMA, Nebraska	Southwest Nebraska PUMA, Nebraska	South Central Nebraska PUMA, Nebraska	Southeast Nebraska PUMA, Nebraska	Dodge, Cass, Saunders & Washington Counties PUMA; Nebraska
-> Total Households	884,293	47,802	76,025	45,685	42,281	53,691	59,425	46,406
Total Households Below 151 percent	354,487	25,676	36,166	21,074	21,003	25,493	25,482	17,496
% with Smartphone in Household	80.9%	76.4%	79.3%	78.3%	80.3%	80.5%	73.6%	78.6%
% with a laptop or desktop	65%	58%	61%	56%	53%	67%	61%	62%
% households with tablet	55.2%	49.8%	53.4%	54.4%	48.7%	58.2%	55.1%	59.5%

## % of Households at 150% or below Poverty Level with Laptop or Desktop

Source: ACS 5-Year Estimates Public Use Microdata Sample 2020

<b>Laptop or desktop (LAPTOP)</b>	<b>Nebraska</b>	<b>North Central &amp; Northwest Nebraska PUMA, Nebraska</b>	<b>Northeast Nebraska PUMA, Nebraska</b>	<b>Central Nebraska PUMA, Nebraska</b>	<b>Southwest Nebraska PUMA, Nebraska</b>	<b>South Central Nebraska PUMA, Nebraska</b>	<b>Southeast Nebraska PUMA, Nebraska</b>	<b>Dodge, Cass, Saunders &amp; Washington Counties PUMA; Nebraska</b>
-> Total	884,293 households	47,802	76,025	45,685	42,281	53,691	59,425	46,406
-> Total -> Total Below 151 percent	354,487 Total Below 151 percent	25,676	36,166	21,074	21,003	25,493	25,482	17,496
% with Smartphone in Household	80.9%	76.4%	79.3%	78.3%	80.3%	80.5%	73.6%	78.6%
% of households below 151% with a laptop or desktop	65%	58%	61%	56%	53%	67%	61%	62%
% households with tablet	55.2%	49.8%	53.4%	54.4%	48.7%	58.2%	55.1%	59.5%