


Nebraska Subscription Benchmarks

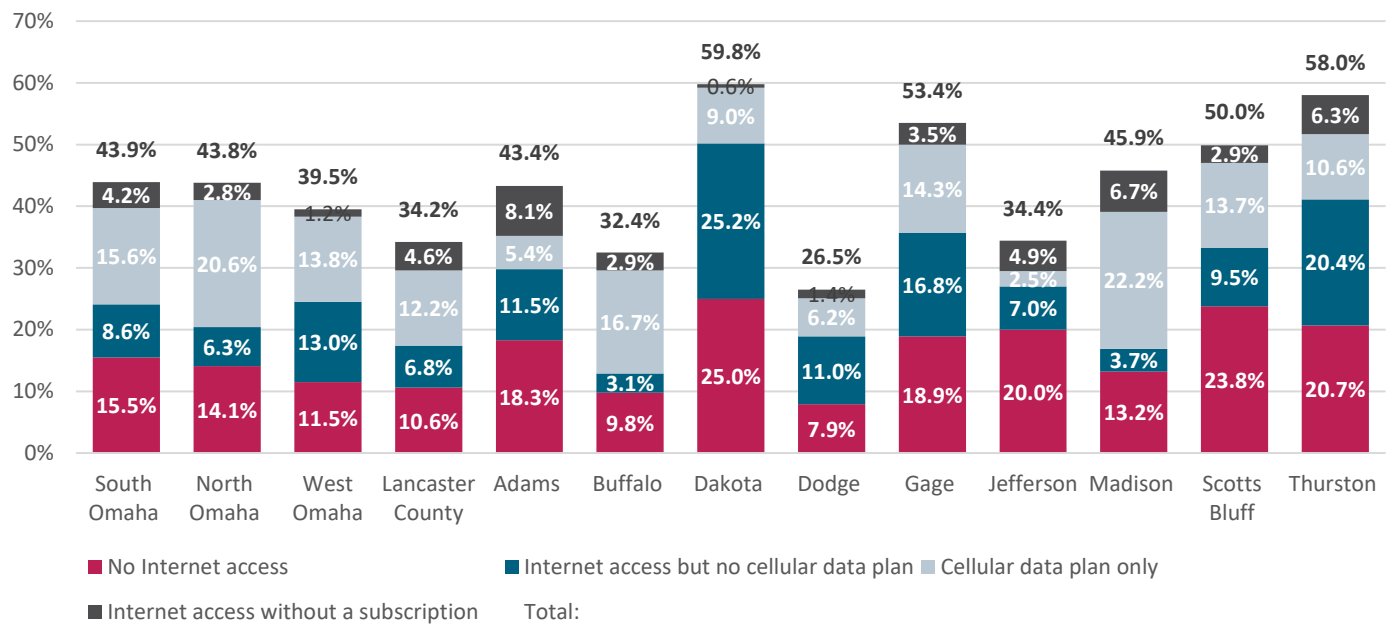


Source: 2021 ACS 5-Year (Table B28002)

	United States	Nebraska	Rural Counties	Urban Counties (Douglas, Sarpy, Lancaster and Hall Counties)
Total Households	124,010,992	766,887	318,018	448,869
% households with internet subscription (A)	87.20%	87.60%	83.80%	90.30%
% households with cellular data plan (B)	78.70%	78.50%	72.10%	83.10%
% households with internet access but no cellular data plan (C)	8.50%	9.10%	11.70%	7.20%
% households without cellular data plan (D)	21.30%	21.5	27.90%	16.90%
% households with Cellular data plan only (E)	11.20%	10.7	12.80%	9.30%
% households with Internet access without a subscription (F)	2.50%	2.50%	2.70%	2.40%
% households with no internet access (G)	10.30%	9.90%	13.50%	7.30%
% households without both home and mobile internet (C+E+F+G)	32.50%	32.20%	40.70%	26.20%
% households with internet access	89.70%	90.10%	86.50%	92.70%
% households with both home and mobile internet	67.50%	67.80%	59.30%	73.80%

Percent of Households without Internet Access or with Only Home or Mobile Access

Nebraska Qualified Census Tracts



Source: 2021 ACS 5-Year (Table B28002)

Note: Low-Income Housing Tax Credit Qualified Census Tracts must have 50 percent of households with incomes below 60 percent of the Area Median Gross Income (AMGI) or have a poverty rate of 25 percent or more.

Percent of Households without Internet Access or with Only Home or Mobile Access

Nebraska Qualified Census Tracts

2021 ACS 5-Year (Table B28002)

	South Omaha	North Omaha	West Omaha	Lancaster County
Cellular data plan only	15.6%	20.6%	13.8%	12.2%
Internet access but no cellular data plan	8.6%	6.3%	13.0%	6.8%
Internet access without a subscription	4.2%	2.8%	1.2%	4.6%
No Internet access	15.5%	14.1%	11.5%	10.6%
Total:	43.9%	43.8%	39.5%	34.2%

Percent of Households without Internet Access or with Only Home or Mobile Access

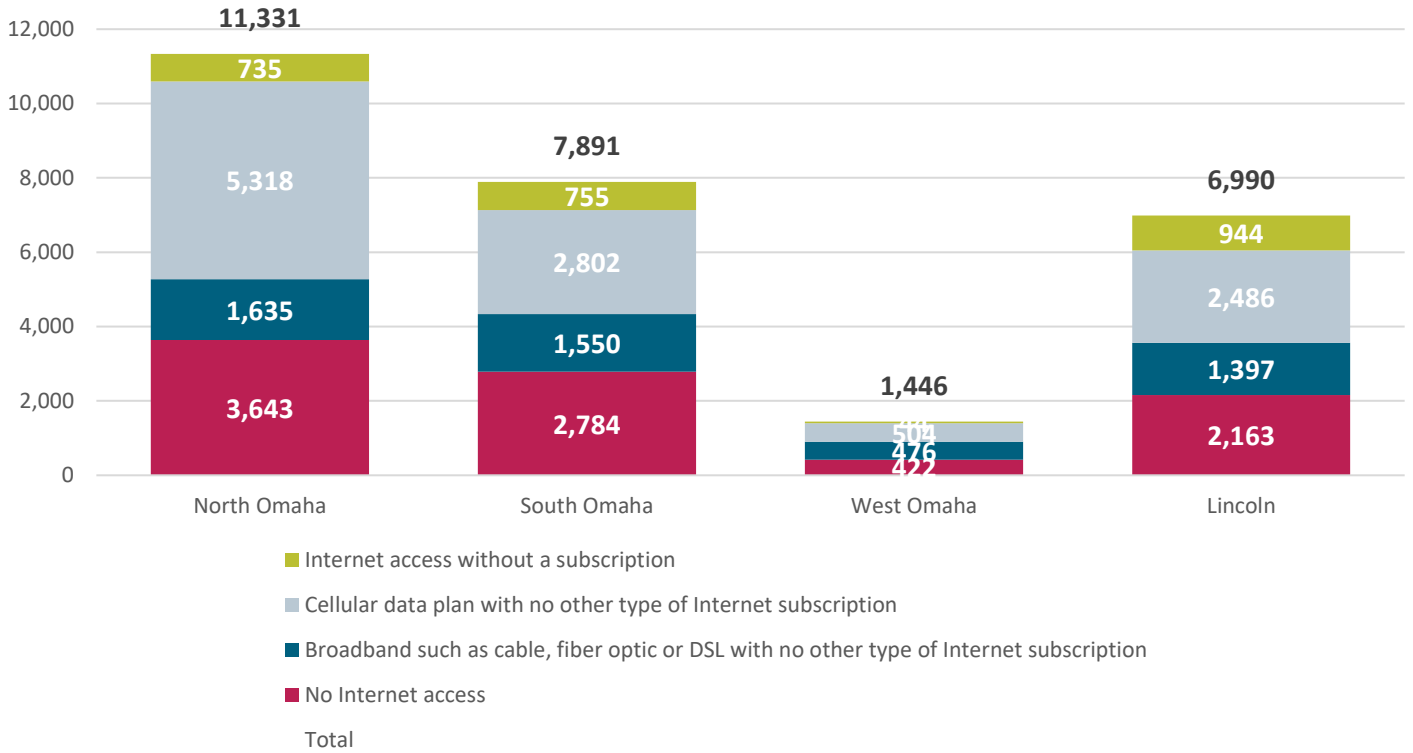
Nebraska Qualified Census Tracts

2021 ACS 5-Year (Table B28002)

	Adams	Buffalo	Dakota	Dodge	Gage	Jefferson	Madison	Scotts Bluff	Thurston
Cellular data plan only	5.4%	16.7%	9.0%	6.2%	14.3%	2.5%	22.2%	13.7%	10.6%
Internet access but no cellular data plan	11.5%	3.1%	25.2%	11.0%	16.8%	7.0%	3.7%	9.5%	20.4%
Internet access without a subscription	8.1%	2.9%	0.6%	1.4%	3.5%	4.9%	6.7%	2.9%	6.3%
No Internet access	18.3%	9.8%	25.0%	7.9%	18.9%	20.0%	13.2%	23.8%	20.7%
Total:	43.4%	32.4%	59.8%	26.5%	53.4%	34.4%	45.9%	50.0%	58.0%

Households with No Internet or One Type of Connectivity

Qualified Census Tracts in Omaha and Lincoln
2021 American Community Survey 5-Year



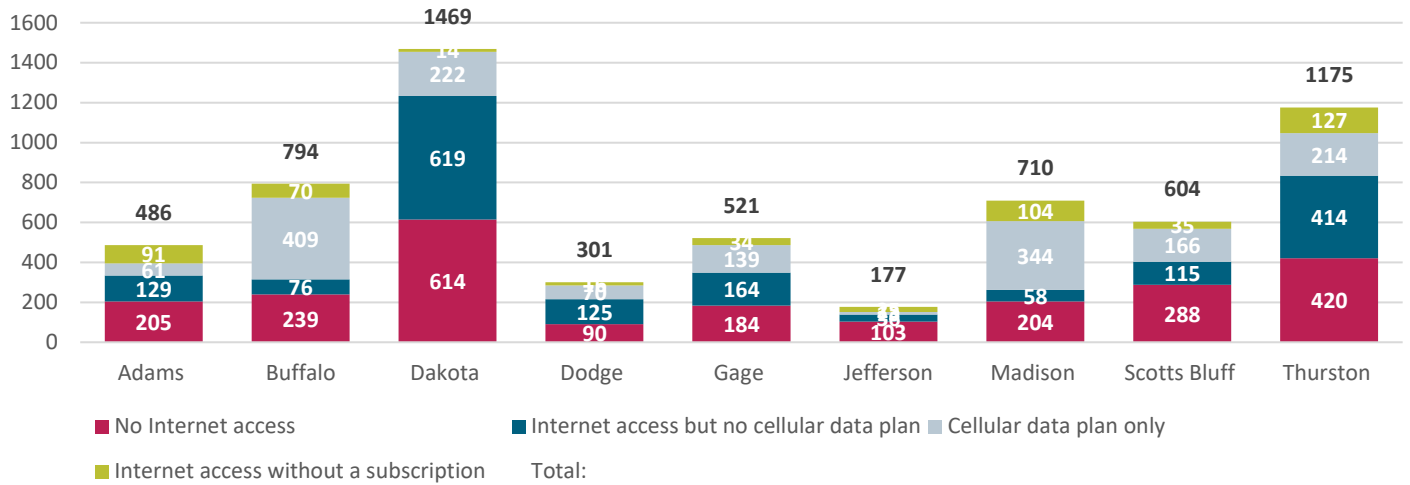
Households with No Internet or One Type of Connectivity

Qualified Census Tracts in Omaha and Lincoln
2021 American Community Survey 5-Year

Label	North Omaha	South Omaha	West Omaha	Lincoln
Cellular data plan with no other type of Internet subscription	5,318	2,802	504	2,486
Broadband such as cable, fiber optic or DSL with no other type of Internet subscription	1,635	1,550	476	1,397
Internet access without a subscription	735	755	44	944
No Internet access	3,643	2,784	422	2,163
Total	11,331	7,891	1,446	6,990

Households with No Internet or One Type of Connectivity

Qualified Census Tracts
2021 American Community Survey 5-Year

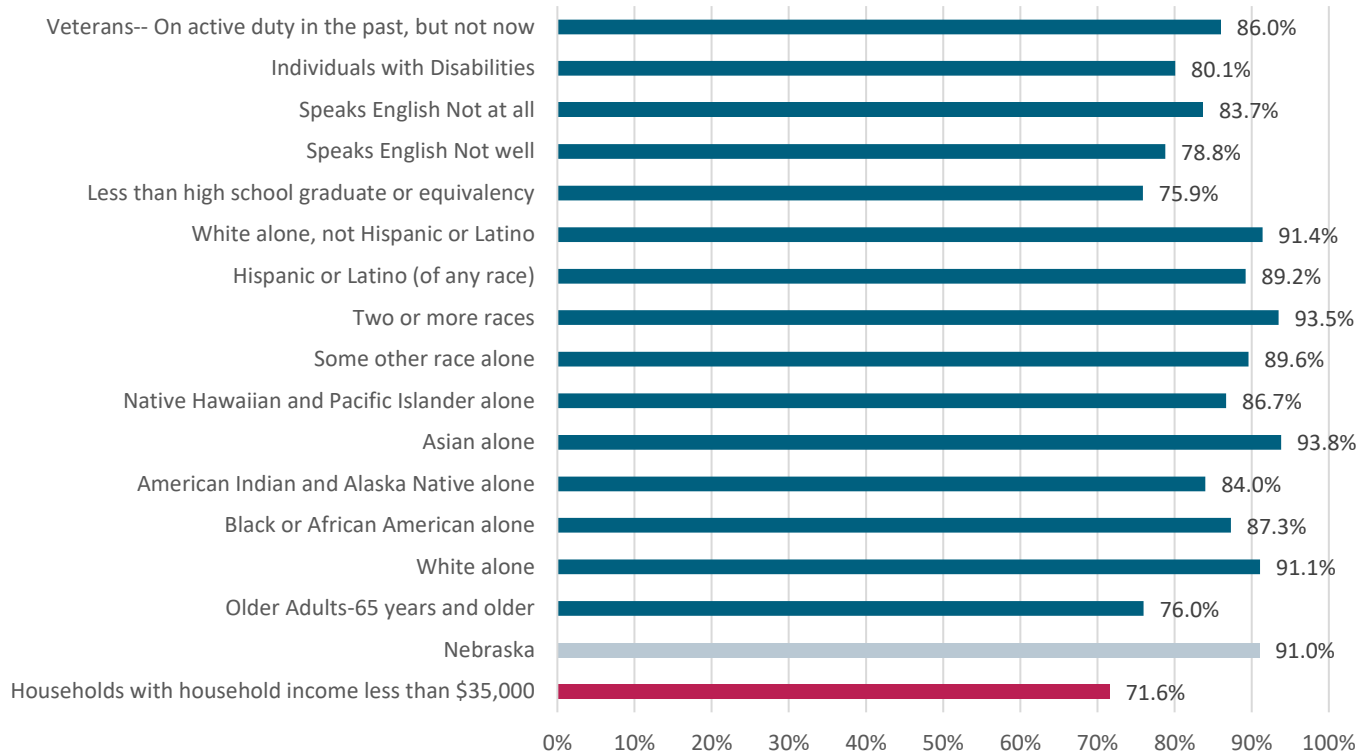


Households with No Internet or One Type of Connectivity

Qualified Census Tracts
2021 American Community Survey 5-Year

	Adams	Buffalo	Dakota	Dodge	Gage	Jefferson	Madison	Scotts Bluff	Thurston
Cellular data plan only	61	409	222	70	139	13	344	166	214
Internet access but no cellular data plan	129	76	619	125	164	36	58	115	414
Internet access without a subscription	91	70	14	16	34	25	104	35	127
No Internet access	205	239	614	90	184	103	204	288	420
Total:	486	794	1469	301	521	177	710	604	1175

**Percent Population (unless otherwise noted) with Internet Access at Home
by Selected Characteristics/Covered Populations
Nebraska**



Sources: 2021 ACS 5-year estimates 2021 (Table S 2802); 2020 Micro--ACS 5-year estimates Public Use Microdata; 2021 ACS Five-year estimates Table B28004

**Percent Nebraska Population (unless otherwise noted) with Internet Access at Home
by Selected Characteristics/Covered Populations**

ACS 5-year 2021 (Table S 2802) unless otherwise noted

Nebraska	91.0%
Older Adults 65 years and older	76.0%
Minority Populations	
White alone	91.1%
Black or African American alone	87.3%
American Indian and Alaska Native alone	84.0%
Asian alone	93.8%
Native Hawaiian and Pacific Islander alone	86.7%
Some other race alone	89.6%
Two or more races	93.5%
Hispanic or Latino (of any race)	89.2%
White alone, not Hispanic or Latino	91.4%
Language Barriers	
Less than high school graduate or equivalency	75.9%
Speaks English Not well (2020 ACS Micro)	78.8%
Speaks English Not at all (2020 ACS Micro)	83.7%
Individuals with Disabilities (2020 ACS Micro)	80.1%
Veterans - On active duty in the past, but not now (2020 ACS Micro)	86.0%
% Households with Internet at Home/ Subscription 2021 ACS Five-year estimate Table B28004	
Lower Incomes--Households with household income less than \$35,000	71.6%