


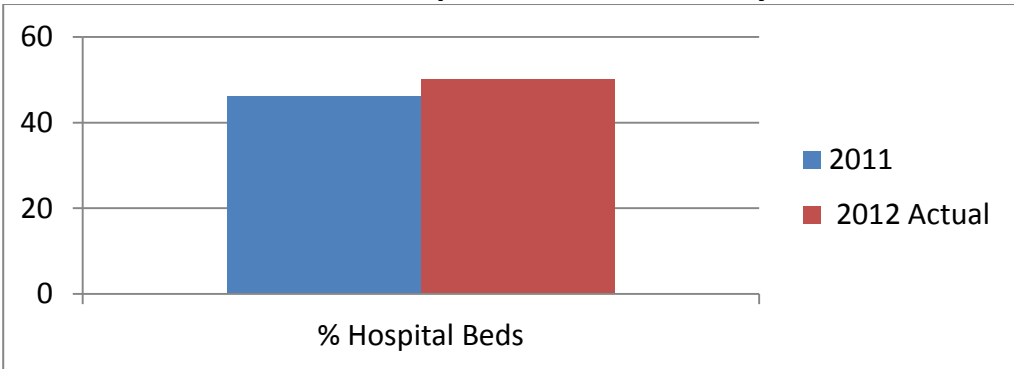
# Nebraska HIE Goals and Tracking

## January 2013

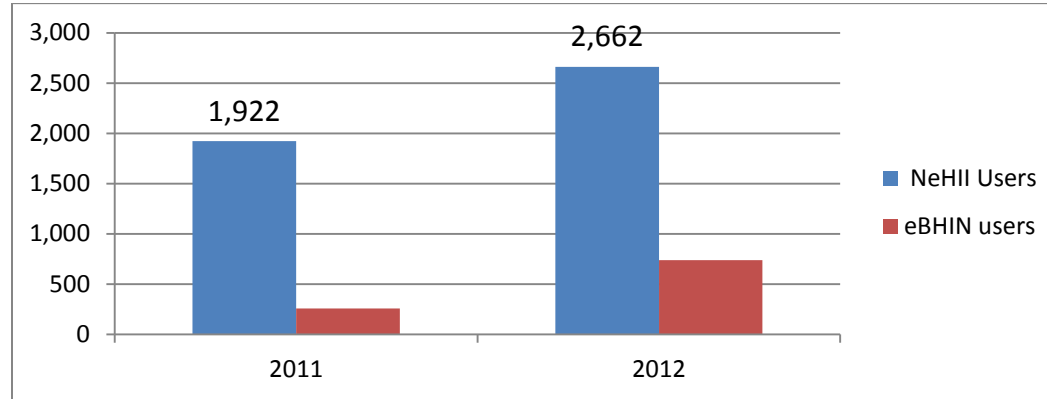
### Participating Hospitals—NeHII



### % of Nebraska Hospital Beds Covered by NeHII



### Nebraska HIE Users



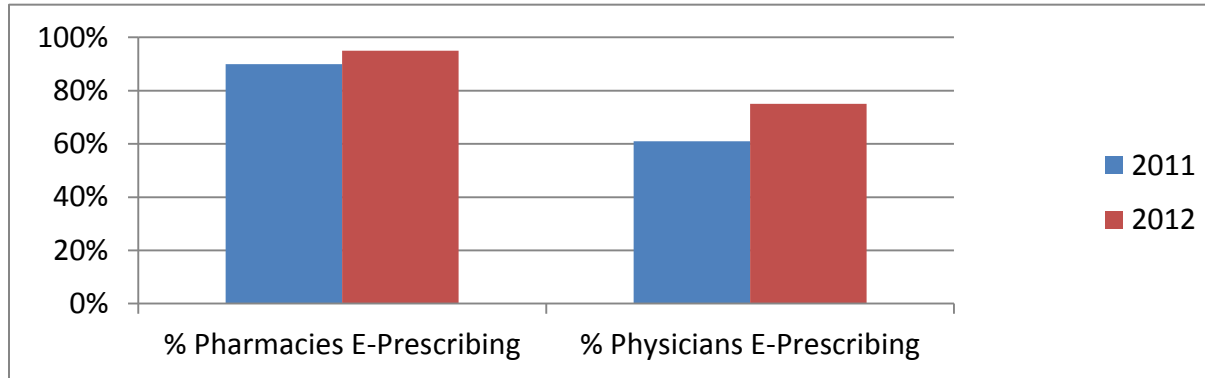
### Nebraska HIE Metrics

| Measure   | Baseline 2011   | Target 2012       | Actual 2012   | Target 2013   |
|---|---|-------------------|---|---|
| Individual users enabled for query-based exchange through NeHII                   | 1,922 total users   | 2,500 total users | 2,662 total users   | 3062  |
| Individual users enabled for query-based exchange through eBHIN                   | 259 providers with EPM/O providers on HIE   | 905 total users   | 217 individual HIE users from 11 organizations. Additionally, eBHIN has 264 EHR users and 257 EPM users   | 300 HIE users   |
| Acute Care Hospitals Actively Participating in Query-Based Exchange through NeHII | 17 hospitals (14 Nebraska and 3 Iowa)<br><br><b>Participating Hospitals--NeHII</b> <ul style="list-style-type: none"> <li>• Bellevue Medical Center - Bellevue, NE</li> <li>• Bergan Mercy Hospital - Omaha, NE</li> <li>• Children’s Hospital and Medical Center - Omaha, NE</li> <li>• Great Plains Regional Medical Center – North Platte, NE</li> </ul> | 27 hospitals      | 22 hospitals<br><b>Participating Hospitals--NeHII</b> <ul style="list-style-type: none"> <li>• Bellevue Medical Center - Bellevue, NE</li> <li>• Bergan Mercy Hospital - Omaha, NE</li> <li>• Children’s Hospital and Medical Center - Omaha, NE</li> <li>• Creighton University Medical Center – Omaha, NE</li> <li>• Great Plains Regional Medical Center – North Platte, NE</li> </ul> | 39<br><br>Dependent upon implementation progress of private HIEs within Nebraska health systems and HITECH 90/10 matched funding approval |

|   |  |     |  |          |
|---|--|-----|--|----------|
|   | <ul style="list-style-type: none"> <li>• Lakeside Hospital - Omaha, NE</li> <li>• Immanuel Hospital - Omaha, NE</li> <li>• Mary Lanning Memorial Hospital - Hastings, NE</li> <li>• Memorial Hospital -Schuyler, NE</li> <li>• Methodist Hospital - Omaha, NE</li> <li>• Methodist Women’s Hospital – Omaha, NE</li> <li>• Midlands Hospital -Papillion, NE</li> <li>• Nebraska Spine Hospital - Omaha, NE</li> <li>• The Nebraska Medical Center - Omaha, NE</li> <li>• Community Memorial Hospital - Missouri Valley, IA</li> <li>• Mercy Hospital - Corning, IA</li> <li>• Mercy Hospital - Council Bluffs, IA</li> </ul> |     | <ul style="list-style-type: none"> <li>• Lakeside Hospital - Omaha, NE</li> <li>• Immanuel Hospital - Omaha, NE</li> <li>• Mary Lanning Memorial Hospital - Hastings, NE</li> <li>• Memorial Hospital -Schuyler, NE</li> <li>• Methodist Hospital - Omaha, NE</li> <li>• Methodist Women’s Hospital – Omaha, NE</li> <li>• Midlands Hospital -Papillion, NE</li> <li>• Nebraska Spine Hospital - Omaha, NE</li> <li>• The Nebraska Medical Center - Omaha, NE</li> <li>• Community Memorial Hospital - Missouri Valley, IA</li> <li>• Mercy Hospital - Corning, IA</li> <li>• Mercy Hospital - Council Bluffs, IA</li> <li>• Regional West Medical Center - Scottsbluff</li> <li>• Columbus Community Hospital – Columbus</li> <li>• Sidney Regional Medical Center - Sidney</li> <li>• Avera Creighton - Creighton</li> <li>• Avera St. Anthony’s – O’Neill</li> </ul> <p>Note: Hospitals under implementation at the close of 2012 include:</p> <ul style="list-style-type: none"> <li>• Beatrice Community Hospital</li> <li>• Boys Town Hospital</li> <li>• Cass County Hospital (Atlantic, IA)</li> <li>• York General Hospital</li> <li>• Providence Medical Center (Wayne)</li> </ul> |          |
| % of Nebraska Hospital Beds Participating in Query-Based Exchange through NeHII | 46%  | 60% | 51%  | 56 - 62% |

|   |   |   |  |  |
|---|---|---|--|--|
| Hospital Behavioral Health Units Participating in eBHIN     | 0   | 3   | 0  | 3  |
| Laboratories actively participating in query-based exchange | <p>17 hospital-based laboratories (14 Nebraska and 3 Iowa)</p> <p><b>Hospital-Based Laboratories Participating in NeHII</b></p> <ul style="list-style-type: none"> <li>• Bellevue Medical Center - Bellevue, NE</li> <li>• Bergan Mercy Hospital - Omaha, NE</li> <li>• Children’s Hospital and Medical Center - Omaha, NE</li> <li>• Great Plains Regional Medical Center - North Platte, NE</li> <li>• Lakeside Hospital - Omaha, NE</li> <li>• Immanuel Hospital - Omaha, NE</li> <li>• Mary Lanning Memorial Hospital - Hastings, NE</li> <li>• Memorial Hospital -Schuyler, NE</li> <li>• Methodist Hospital - Omaha, NE</li> <li>• Methodist Women’s Hospital – Omaha, NE</li> <li>• Midlands Hospital -Papillion, NE</li> <li>• Nebraska Spine Hospital - Omaha, NE</li> <li>• The Nebraska Medical Center - Omaha, NE</li> <li>• Community Memorial Hospital - Missouri Valley, IA</li> <li>• Mercy Hospital, Corning, IA</li> <li>• Mercy Hospital – Council Bluffs, IA</li> </ul> | <p>1 independent reference lab and 27 hospital-based laboratories</p> | <p>22 hospital-based laboratories</p> <ul style="list-style-type: none"> <li>• Bellevue Medical Center - Bellevue, NE</li> <li>• Bergan Mercy Hospital - Omaha, NE</li> <li>• Children’s Hospital and Medical Center - Omaha, NE</li> <li>• Creighton University Medical Center – Omaha, NE</li> <li>• Great Plains Regional Medical Center – North Platte, NE</li> <li>• Lakeside Hospital - Omaha, NE</li> <li>• Immanuel Hospital - Omaha, NE</li> <li>• Mary Lanning Memorial Hospital - Hastings, NE</li> <li>• Memorial Hospital -Schuyler, NE</li> <li>• Methodist Hospital - Omaha, NE</li> <li>• Methodist Women’s Hospital – Omaha, NE</li> <li>• Midlands Hospital -Papillion, NE</li> <li>• Nebraska Spine Hospital - Omaha, NE</li> <li>• The Nebraska Medical Center - Omaha, NE</li> <li>• Community Memorial Hospital - Missouri Valley, IA</li> <li>• Mercy Hospital - Corning, IA</li> <li>• Mercy Hospital - Council Bluffs, IA</li> <li>• Regional West Medical Center - Scottsbluff</li> <li>• Columbus Community Hospital – Columbus</li> <li>• Sidney Regional Medical Center - Sidney</li> <li>• Avera Creighton - Creighton</li> <li>• Avera St. Anthony’s – O’Neill</li> </ul> | <p>39 hospital-based laboratories</p> <p>Dependent upon implementation progress of private HIEs within Nebraska health systems and HITECH 90/10 matched funding approval</p> |

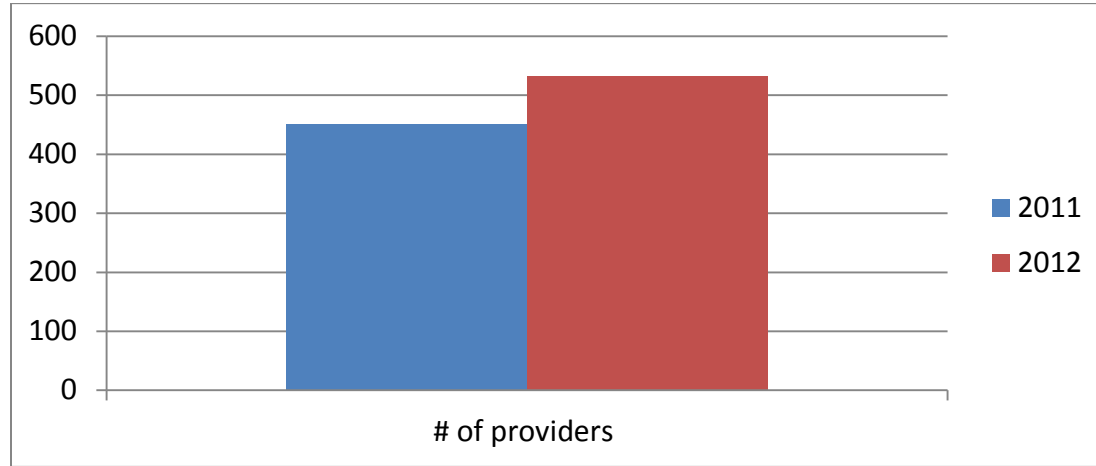
## E-Prescribing Adoption



## E-Prescribing Adoption

| Measure   | Baseline 2011  | Target 2012 | Actual 2012  | Target 2013 |
|---|--|-------------|--|-------------|
| % of community pharmacies activated for e-prescribing | 90%  | 95%         | 95%<br>Nov. 2012   | 96%         |
| % of physicians e-prescribing                         | 56%-61% depending upon the estimate of the number of physicians used<br><br>1,962 physicians e-prescribing (Dec. 2011) | 75%         | 69%-74% depending upon the estimate of the number of physicians used<br><br>2,517 physicians e-prescribing (Dec. 2012) | 89%         |

### Providers Submitting to Immunization Registry



### Providers Submitting to Immunization Registry/Public Health Reporting

| Measure  | Baseline 2011 | Target 2012 | Actual 2012 | Target 2013 |
|--|---------------|-------------|-------------|-------------|
| Total Number of Providers Submitting to Immunization Registry            | 450**         | 750         | 532*        | 750         |
| Number of Providers Submitting to Immunization Registry Electronically   | 136           | 436         | 193*        | 436         |
| # of labs submitting data to NEDSS                                       | 16            | 20          | 17          | 23          |
| # of hospitals submitting data to the syndromic surveillance system      | 16            | 24          | 17          | 24          |
| # of ambulatory providers/clinics submitting syndromic surveillance data |               | 12          | 1           | 12          |

\*It is important to note that this is the number of “distinct” connections we have with facilities/vendors and some of these facilities/vendors send for multiple facilities/locations. For example – Mollen Immunization Clinics is counted as “1” connection but they send for all WalMart and Sam’s Club locations across the State of NE. Same thing for Shopko – they are 1 connection but send for all locations in NE. Some vendors send data for multiple participating clinics – they may be listed as 1 “connection” but send for multiple facilities.

## Nebraska State HIE Tracking Program Progress

| Program Priority   | May 2012   |                                  | March 2013   |                                  |
|--|--|----------------------------------|--|----------------------------------|
|  | Status as of December 2011   | Target for December 2012         | Status as of December 2012   | Target for December 2013         |
| % of pharmacies participating in e-prescribing   | 90% on network<br><br>88% active<br><br>Source: Surescripts Data Dec. 2011 | 95% on network<br><br>93% active | 95% on network<br><br>93% active<br><br>Source: Surescripts Data Dec. 2012 | 96% on network<br><br>94% active |
|  | National Actual: 92%   | National Goal: 94%               | National Actual: 94%   | National Goal: 95%               |
| % of labs sending electronic lab results to providers in a structured format               | 20%<br><br>Source: UNMC lab census conducted in March 2012                 | 25%                              | 47%<br><br>Source: UNMC lab census conducted in January 2013               | 50%                              |
| % of labs sending electronic lab results to providers using LOINC                          | 15%<br><br>Source: UNMC lab census conducted in March 2012                 | 20%                              | 22%<br><br>Source: UNMC lab census conducted in January 2013               | 30%                              |
| % of hospitals sharing electronic care summaries with unaffiliated hospitals and providers | 34%<br><br>Source: AHA Survey, 2010  | 35%                              | 37%<br><br>Source: 2012 AHA survey   | 43%                              |
|  | National Actual: 27%   | National Goal: 45%               | National Actual: 35%   | National Goal: 50%               |
|  |  |                                  |  |                                  |

|  | May 2012                                |                          | March 2013                 |                          |
|--|---|--------------------------|----------------------------|--------------------------|
| Program Priority   | Status as of December 2011              | Target for December 2012 | Status as of December 2012 | Target for December 2013 |
| % of ambulatory providers electronically sharing care summaries with other providers   | 27%                                     | 31%                      |                            |                          |
|  | Source: NAMCS survey, 2010              |                          |                            |                          |
|  | National Actual: 31%                    | National Goal: 40%       |                            | National Goal: 50%       |
| Public Health agencies receiving ELR data produced by EHRs or other electronic sources using HL7 2.5.1 LOINC and SNOMED.                                     | 100%                                    | 100%                     | 100%                       | 100%                     |
|  | Source: NDHHS Division of Public Health |                          |                            |                          |
| Immunization registries receiving electronic immunization data produced by EHRs in HL7 2.3.1 or 2.5.1 formats using CVX code.                                | 100%                                    | 100%                     | 100%                       | 100%                     |
|  | Source: NDHHS Division of Public Health |                          |                            |                          |
| Public Health agencies receiving electronic syndromic surveillance hospital data produced by EHRs in HL7 2.3.1 or 2.5.1 formats (using CDC reference guide). | 100%                                    | 100%                     | 100%                       | 100%                     |
|  | Source: NDHHS Division of Public Health |                          |                            |                          |
| Public Health agencies receiving electronic syndromic surveillance ambulatory data produced by EHRs in HL7 2.3.1 or 2.5.1.                                   | 100%                                    | 100%                     | 100%                       | 100%                     |
|  | Source: NDHHS Division of Public Health |                          |                            |                          |

**Structured format:** Documentation of discrete data using controlled vocabulary, creating fixed fields within a record or file, or another method that provides clear structure to information (is not completely free text)